

Domini Impact Equity FundSM

Fund Facts as of 12/31/2017



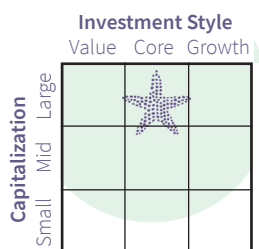
A core U.S. equity fund designed to help you achieve your financial goals and build a better world.

www.domini.com
1-800-582-6757

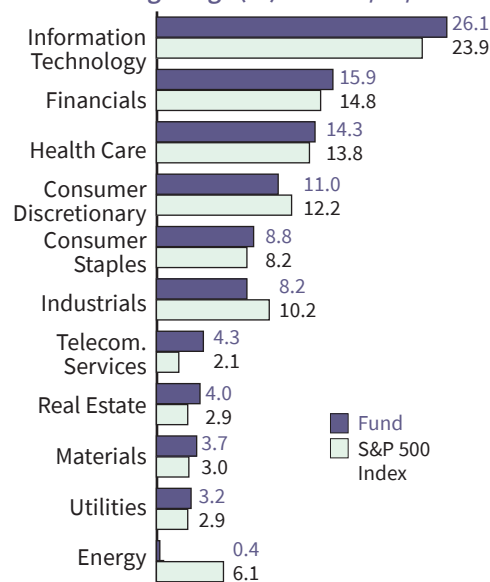
Key Facts:

Manager: Domini Impact Investments LLC
Submanager: Wellington Management Company LLP
Inception Date: 6/3/1991
Net Assets: \$874.7 million
Dividends: Distributed quarterly
Capital Gains: Distributed annually
Fund Type: Diversified large-cap U.S. equities
Fund Objective: Long-term total return

Fund Investment Strategy & Process:



Sector Weightings (%) as of 12/31/17



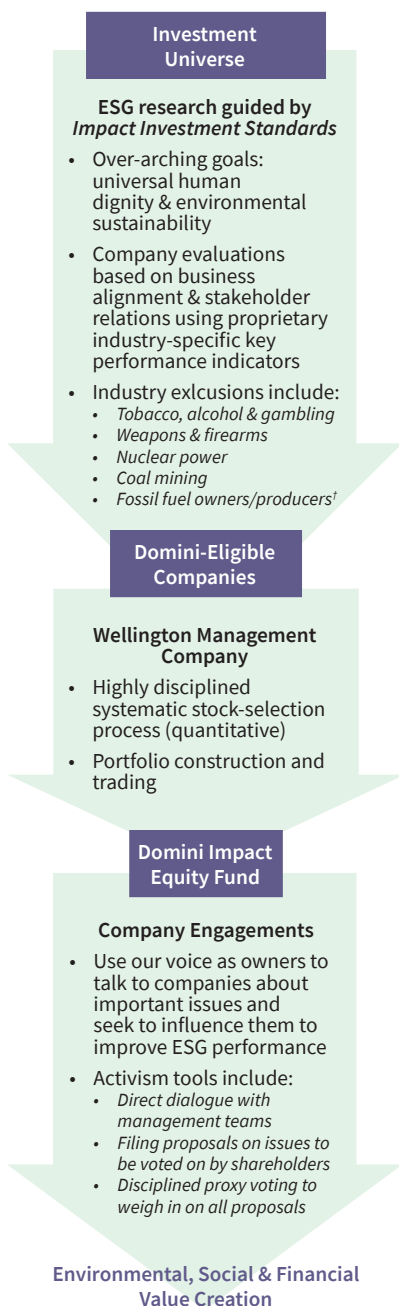
Top Ten Holdings as of 12/31/17

Company	% Fund
Apple Inc.	4.2
Alphabet Inc.	3.6
PepsiCo, Inc.	2.9
Prudential Financial, Inc.	2.9
Mastercard Inc.	2.8
Ross Stores, Inc.	2.8
Walgreens Boots Alliance, Inc.	2.7
Cummins, Inc.	2.6
IBM Corporation	2.6
Intel Corporation	2.6
Total	29.7

Characteristics & Statistics as of 12/31/17*

	Fund	S&P 500 Index
Asset-Weighted Market Cap (\$M)	146,596	197,047
Number of Holdings	95	499
Active Share	75%	—
Turnover (Trailing 12 Months)	76%	—
Current Yield	1.9%	1.9%
Expected 5-Year EPS Growth	9.6%	10.7%
Price/Earnings Ratio (Projected)	15.5x	18.0x
Price/Book Ratio	3.0x	3.5x
Beta (Projected)	0.99	—
R-Squared (Projected)	0.97	—
Tracking Risk (Projected)	1.9%	—

***Active Share** is a measure of how much a portfolio overlaps with an index. An active share of 100% means that every stock in the portfolio is not held in the benchmark. An active share of 0% implies perfect overlap in terms of both holdings and position sizes. **Turnover** is the lesser of purchases or sales for the trailing 12 months divided by the average trailing 13-month market values (excluding cash and cash equivalents). **Current Yield** is the total estimated income of all holdings divided by total market value. **Expected EPS Growth** is the market-value weighted average of projected fully diluted earnings per share growth rates for the next 5 fiscal years. **Price/Earnings Ratio** is the weighted average of the projected price/earnings ratios of the stocks in the portfolio, which are the stocks' most recent closing prices divided by their earnings forecasts for the next 12 months. **Price/Book Ratio** is the weighted average of the price/book ratios of the stocks in the portfolio, which are the stocks' most recent closing prices divided by their book value per share. **Beta** is a measure of the volatility of a fund relative to its benchmark index. A beta greater (less) than 1 is more (less) volatile than the index. **R-squared** measures how a fund's performance correlates with a benchmark index's performance and shows what portion of it can be explained by the performance of the overall market/index. **R-squared** ranges from 0, meaning no correlation, to 1, meaning perfect correlation. **Tracking Risk** is the standard deviation of residual returns, which are the differences between portfolio returns and benchmark returns. Tracking risk measures the degree of dispersion portfolio returns around the benchmark. Generally, the higher the tracking risk, the greater the relative bets the manager has taken.



† Integrated Oil & Gas and Oil & Gas Exploration & Production Industries as defined by the Global Industry Classification System (GICS)

Domini Impact Equity FundSM

Fund Facts as of 12/31/2017



Share Classes

	Investor	Institutional ¹	Class R ²	Class A ³
Ticker	DSEFX	DIEQX	DSFRX	DSEPX
CUSIP	257132100	257132852	257132308	257132860
Inception Date	6/3/91	11/28/08	11/28/03	11/28/08
Net Assets (\$ millions)	698.7	146.8	21.3	7.8
Annual Expense Ratio ⁴	1.09%	Gross/Net: 0.74%	0.80%	Gross: 1.41% / Net: 1.12%
Initial Sales Fee	None	None	None	4.75%
Minimum Investment Standard/Retirement & Custodial Accounts	\$2,500/\$1,500	\$500,000	N/A	\$2,500/\$1,500

1. Institutional shares are available to qualified endowments, foundations, religious organizations, nonprofit entities, individuals and certain corporate or similar institutions that meet the minimum investment requirements. If you do not meet the minimum investment requirements, please refer to the Investor shares.

2. Class R shares are available to certain eligible retirement and benefit plans plans. Please see the Fund's prospectus for further details.

3. Class A shares are intended for investors who invest through a financial advisor. They carry a front-end sales charge (load) of up to 4.75% that is paid to the advisor buying the Fund on behalf of the investor. If you do not invest through a financial advisor, please refer to the Investor shares. Domini does not provide financial advisory services.

4. Domini Impact Investments LLC has contractually agreed to waive certain fees and/or reimburse certain ordinary operating expenses in order to limit Institutional and Class A share expenses to 0.74% and 1.12% respectively, of each of their average daily net assets per annum until 11/30/18, absent an earlier modification by the Fund's Board of Trustees. The Funds' Class A performance would have been lower had this cap not been in place. Although the Investor and Institutional shares are no-load, certain fees and expenses apply to a continued investment and are described in the prospectus.

Average Annual Total Returns (%) as of 12/31/17 (%) Calendar Year Returns (%)

	1 Year	3 Years	5 Years	10 Years	2017	2016	2015	2014	2013	2012	2011	2010	2009	2008
DSEFX	15.42	5.99	12.51	6.83	15.42	11.24	-7.27	13.97	32.85	11.33	0.74	13.69	35.56	-37.88
DIEQX ¹	15.80	6.35	12.93	6.83	15.80	11.66	-6.97	14.40	33.46	11.84	1.12	14.25	36.22	-37.88
DSFRX	15.85	6.36	12.87	7.19	15.85	11.55	-6.91	14.25	33.30	11.75	0.96	14.36	36.14	-37.81
DSEPX (with load) ^{1,2}	9.96	4.24	11.41	6.31	9.96	5.93	-11.78	8.58	26.61	6.10	-3.94	8.39	29.10	-40.83
DSEPX (without load) ^{1,2}	15.44	5.94	12.50	6.83	15.44	11.21	-7.38	13.99	32.93	11.39	0.85	13.80	35.53	-37.88
S&P 500 Index	21.83	11.41	15.79	8.50	21.83	11.96	1.38	13.69	32.39	16.00	2.11	15.06	26.46	-37.00

1. On 11/28/08, the Fund's newly formed Institutional shares acquired the assets and liabilities of the Domini Institutional Social Equity Fund. All performance information for time periods beginning prior to 11/28/08 is the performance of the Investor shares. This performance has not been adjusted to reflect the lower expenses of the Institutional shares.

2. Institutional and Class A shares were not offered prior to 11/28/08. All performance information for time periods beginning prior to 11/28/08 is the performance of the Investor shares. Unless otherwise noted, this performance has not been adjusted to reflect the lower expenses of the Institutional and Class A shares, but in the case of the Class A shares, does reflect an adjustment for the maximum applicable sales charge of 4.75%.

3. Performance "with load" for DSEPX reflects performance with application of highest maximum front-end sales charge (4.75%). Performance "without load" reflects performance without application of front-end sales charge.

Class A Shares Front-End Sales Charge¹

Amount of Purchase	% of Offering Price	% of Net Amount Invested
Less than \$50,000	4.75	4.99
\$50,000 but less than \$100,000	3.75	3.90
\$100,000 but less than \$250,000	2.75	2.83
\$250,000 but less than \$500,000	1.75	1.78
\$500,000 but less than \$1 million	1.00	1.01
\$1 million and over ²	None	None

1. Certain types of investors may be able to have Class A initial sales charges waived. Please see the prospectus, Shareholder Manual: How Sales Charges are Calculated: Waiver for Certain Class A Investors for more information.

2. You pay no initial sales charge when you invest \$1 million or more in certain Domini Impact Equity Fund shares. However, you may be subject to a contingent deferred sales charge of up to 1.00% of the lesser of the cost of the shares at the date of purchase or the value of the shares at the time of redemption if you redeem within one year of purchase. The Fund's distributor may pay up to 1.00% to a Service Organization for purchase amounts of \$1 million or more. In such cases, starting in the thirteenth month after purchase, the Service Organization will also receive the annual distribution fee of up to 0.25% of the average daily net assets of the Fund held by its clients. Prior to the thirteenth month, the Fund's distributor will retain the service fee. Where the Service Organization does not receive the payment of up to 1.00% from the Fund's distributor, the Service Organization will instead receive the annual service fee starting immediately after purchase. In certain cases, the Service Organization may receive a payment of up to 1.00% from the distributor as well as the annual distribution and service fee starting immediately after purchase. **Please consult the Fund's prospectus and your Service Organization for more information.**

Past performance is no guarantee of future results. The Fund's returns quoted above represent past performance after all expenses. Investment return, principal value, and yield will fluctuate so that an investor's shares, when redeemed, may be worth more or less than their original cost. An investment in the Fund is subject to market risks such as sector concentration and style risk. The Fund is not insured. Current performance may be lower or higher than the performance data quoted. For performance information current to the most recent month-end, visit www.domini.com or call 1-800-762-6814.

The Fund charges a 2.00% redemption fee on sales or exchanges of shares made less than 30 days after the settlement of purchase or acquisition through exchange, with certain exceptions. See the Fund's current prospectus for further information. Class A shares are subject to a front-end sales charge of 4.75%. Please consult the prospectus or your Service Organization for more information.

Total return for the Fund is based on the Fund's net asset values and assumes all dividends and capital gains were reinvested. Certain fees payable by the Fund were waived during the period, and the Fund's average annual total returns would have been lower had these not been waived. The tables above do not reflect the deduction of taxes that a shareholder would pay on Fund distributions or the redemption of Fund shares.

The Global Industry Classification Standard ("GICS") was developed by and is the exclusive property and a service mark of MSCI Inc. ("MSCI") and Standard & Poor's, a division of The McGraw-Hill Companies, Inc. ("S&P") and is licensed for use by Domini Impact Investments. Neither MSCI, S&P nor any third party involved in making or compiling the GICS or any GICS classifications makes any express or implied warranties or representations with respect to such standard or classification nor shall any such party have any liability therefrom.

The S&P 500 Index is an unmanaged index of common stocks, in which direct investment cannot be made. The composition of the Fund's portfolio is subject to change.

This material must be preceded or accompanied by the Fund's current prospectus. Please read the prospectus carefully before you invest or send money.

Domini[®] is a registered service mark of Domini Impact Investments LLC ("Domini").

★ is a service mark of Domini. DSIL Investment Services LLC, Distributor. 1/18