



Key Facts

Fund Type: Core international stock market exposure through diversified mid- to large-cap equities in developed markets

Fund Objective: Long-term total return

Inception Date: November 30, 2020


Net Assets: \$24.8 million

Dividends: Distributed semi-annually

Capital Gains: Distributed annually

Investment Style

Value Blend Growth



Investment Process

Domini's Impact Investment Standards focus on two fundamental goals: **universal human dignity** & **ecological sustainability**.

Certain lines of business are excluded across all strategies, including weapons & firearms, nuclear, oil, natural gas, coal & uranium mining, for-profit prisons, tobacco, alcohol, and gambling.

The Domini International Opportunities Fund's investment process combines two unique strategies.

Domini Impact Investments

Domini makes all security selections and investment decisions, managing the two strategies as follows:

International Core 80-95% of Fund Portfolio	Thematic Solutions 5-20% of Fund Portfolio
Provides core international equity exposure through mid- to large-cap companies with strong peer-relative environmental and social performance.	Provides opportunistic exposure to solution-oriented companies across the market-cap spectrum.
ESG research guided by Impact Investment Standards.	ESG research & financial analysis focused on innovation & long-term growth potential.
Companies evaluated on business alignment & stakeholder relations using proprietary framework & industry-specific key performance indicators.	Supports the following themes: low-carbon transition, sustainable communities, clean water, sustainable food systems, societal health & well-being, financial inclusion, & economic opportunity.

SSGA Funds Management

SSGA is responsible for trading and cash management.

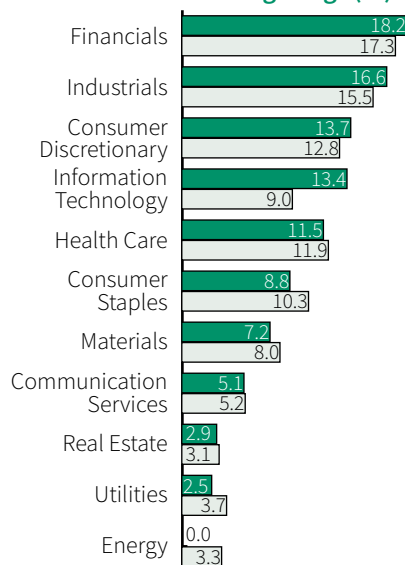
Domini International Opportunities Fund Portfolio

Domini Impact Investments

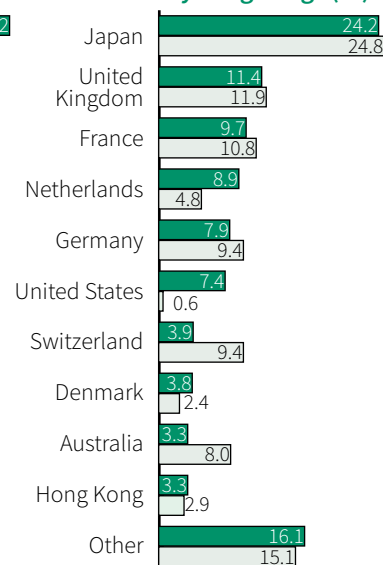
Domini engages with companies about important issues and seeks to influence them to improve ESG performance. Engagement tools include:

- Direct dialogue with company management
- Disciplined and complete proxy voting

GICS Sector Weightings (%)*



Country Weightings (%)*



■ Fund Portfolio □ MSCI EAFE Index (net)

Top Ten Portfolio Holdings (%)*

ASML Holding N.V.	3.4	Siemens AG	1.8
Toyota Motor Corporation	2.3	Sony Group Corporation	1.7
AIA Group Limited	2.0	Toronto-Dominion Bank	1.6
Linde plc	1.9	Novo Nordisk A/A	1.5
Unilever plc	1.9	HDFC Bank Limited	1.5
Total	19.5		

Portfolio Characteristics†

	Fund	MSCI EAFE Index (net)
Number of Holdings	267	876
Annual Turnover [‡]	n/a	—
Weighted-Average Market Cap (\$M)	74,847	73,967
Median Market Cap (\$M)	21,600	12,959
Price/Book Ratio	2.5x	1.8x
Price/Earnings Ratio (Trailing 12 Months)	29.9x	40.6x
Return on Equity (Trailing 12 Months)	8.8%	4.9%
Tracking Error (1-Year Projected)	3.0%	—
Beta (1-Year Projected)	0.97	—

* Fund Portfolio weights are as of March 31, 2021 and exclude cash and cash equivalents. Numbers may not add up to totals due to rounding.

† Source: Bloomberg Portfolio Risk & Analytics, except as noted by ‡. All characteristics are as of March 31, 2021, unless otherwise noted.

Annual Turnover is the lesser of purchases or sales for the trailing 12 months divided by the portfolio's average trailing 13-month net asset values. **Price/Book Ratio** is the weighted harmonic average of the price/book ratios of the stocks in the portfolio, which are the stocks' most recent closing prices divided by their book value per share. **Price/Earnings Ratio** is the weighted harmonic average of the price/earnings ratios of the stocks in the portfolio, which are the stocks' most recent closing prices divided by their earnings per share over the trailing 12 months. **Return on Equity** is the portfolio's total net income less cash preferred dividends divided by the portfolio's total common equity. **Tracking Error** is the standard deviation of residual returns, which are the differences between fund's projected returns and the index's projected returns. Tracking error measures the degree of dispersion of fund returns around the index. Generally, the higher the tracking risk, the greater the active bets the manager has taken. **Beta** is a measure of the volatility of a fund relative to its benchmark index. A beta greater (less) than 1 is more (less) volatile than the index.

Share Classes

	Investor	Institutional ¹
Ticker	RISEX	LEADX
CUSIP	257132753	257132746
Inception Date	11/30/2020	11/30/2020
Net Assets as of 3/31/21 (\$ millions)	1.8	23.0
Annual Expense Ratio ²	Gross: 1.78% / Net: 1.40%	Gross: 1.53% / Net: 1.15%
Front-End Sales Charge	None	None
Minimum Investment for Standard, Retirement & Custodial Accounts	\$2,500/\$1,500	\$500,000

1. Institutional shares are available to qualified endowments, foundations, religious organizations and other nonprofit entities, individuals, retirement plan sponsors, family office clients, private trusts, certain corporate or similar institutions, or omnibus accounts maintained by financial intermediaries that meet the minimum investment requirements. If you do not meet the minimum investment requirements, please refer to the Investor shares.

2. The Fund's Adviser has contractually agreed to waive certain fees and/or reimburse certain ordinary operating expenses in order to limit Investor and Institutional share expenses to 1.40% and 1.15%, respectively, through November 30, 2021. There can be no assurance the Adviser will extend the expense limitations beyond such time. While in effect, the arrangement may be terminated for a class only by agreement of the Adviser and the Fund's Board of Trustees.

Average Annual Total Returns (%) as of 3/31/2021

	1 Year	3 Years	5 Years	10 Years	Since Inception (11/30/20) ¹
Investor Shares (RISEX)	n/a	n/a	n/a	n/a	4.60%
Institutional Shares (LEADX)	n/a	n/a	n/a	n/a	4.70%
MSCI EAFE Index (net)	n/a	n/a	n/a	n/a	6.92%

1. Returns for periods of less than one year are not annualized.

Past performance is no guarantee of future results. The Fund's returns quoted above represent past performance after all expenses. The returns reflect any applicable expense waivers in effect during the periods shown. Without such waivers, returns would be lower. Investment return, principal value, and yield will fluctuate. Your shares, when redeemed, may be worth more or less than their original cost. The Fund charges a 2.00% redemption fee on sales or exchanges of shares made less than 30 days after the settlement of purchase or acquisition through exchange, with certain exceptions. Certain fees and expenses also apply to a continued investment in the Fund and are described in the prospectus. See the Fund's prospectus for further information. Total return for the Fund is based on the Fund's net asset values and assumes all dividends and capital gains were reinvested. The total returns do not reflect the deduction of fees and taxes that a shareholder would pay on Fund distributions or the redemption of Fund shares. An investment in the Fund is not a bank deposit. The Fund is not insured and is subject to certain risks including foreign investing, geographic focus, country, currency, impact investing, recent events, and market risks. Investing internationally involves special risks, such as currency fluctuations, social and economic instability, differing securities regulations and accounting standards, limited public information, possible changes in taxation, and periods of illiquidity. The Adviser's evaluation of environmental and social factors in its investment selections and the timing of the Subadviser's implementation of the Adviser's investment selections will affect the Fund's exposure to certain issuers, industries, sectors, regions, and countries and may impact the relative financial performance of the Fund — positively or negatively — depending on whether such investments are in or out of favor. Public health crises caused by the COVID-19 outbreak may exacerbate other pre-existing political, social and economic risks in certain countries or globally. You may lose money. Contact us for performance information current to the most recent month-end, which may be lower or higher than the performance data quoted.

Before investing, consider the Fund's investment objectives, risks, charges and expenses. Contact us for a prospectus containing this and other information. Read it carefully.

The Morgan Stanley Capital International Europe Australasia Far East Index (net) (MSCI EAFE) is a market-capitalization weighted index representing the performance of mid- and large-capitalization companies in developed markets outside the United States and Canada. MSCI EAFE returns reflect reinvested dividends net of withholding taxes but reflect no deduction for fees, expenses or other taxes. Investors cannot invest directly in the MSCI EAFE.

MSCI Inc. ("MSCI") makes no warranties and shall have no liabilities with respect to data included herein and it is not intended to be investment advice. Such data may not be redistributed or used for other products. This report is not approved or reviewed by MSCI.

The Global Industry Classification Standard ("GICS") was developed by and is the exclusive property and a service mark of MSCI and Standard & Poor's ("S&P"), a division of The McGraw-Hill Companies, Inc., and is licensed for use by Domini Impact Investments. Neither MSCI, S&P nor any third party involved in making or compiling the GICS or any GICS classifications makes any express or implied warranties or representations with respect to such standard or classification nor shall any such party have any liability therefrom.

The composition of the Fund's portfolio is subject to change. Visit www.domini.com to view the most current list of the Fund's holdings or the most recent Annual Report containing a description of the Fund's portfolio.

DSIL Investment Services LLC (DSILD) Distributor, Member FINRA. Domini Impact Investments LLC ("Domini") is the Fund's Adviser. The Fund is subadvised by SSGA Funds Management, Inc. DSILD and Domini are not otherwise affiliated with the Subadviser.

 ©, Domini Impact Investments®, and Domini® are registered service marks of Domini Impact Investments LLC ("Domini"). Domini International Opportunities FundSM is a service mark of Domini. The Domini Impact Investment Standards is copyright © 2006-2021 by Domini Impact Investments LLC. All rights reserved. 04/2021